

TomoTherapy[®]
ADVANCED RADIATION TREATMENTS

ACCURAY

**TOMOTHERAPY[®] H[™] SERIES:
VERSATILE, EFFICIENT AND EFFECTIVE**



 **ACCURAY**[®]



The TomoTherapy[®] H[™] Series

**VERSATILE, EFFICIENT AND EFFECTIVE FOR THE RANGE
OF RADIATION ONCOLOGY PATIENTS**

TomoTherapy[®]
ACCURAY[®]

A patient wearing a blue long-sleeved shirt is lying on a treatment table inside a Tomotherapy machine. The machine's gantry is visible above the patient, and the interior of the machine is brightly lit. The patient's head is positioned at the end of the table, and their arms are resting on the table.


Treat the Cases You Need To, **THE WAY YOU WANT TO**

Achieve your throughput and clinical objectives with confidence.

The TomoTherapy® H™ Series from Accuray enables you to choose the very best treatment for each of your patients. You can plan and deliver an effective treatment for a wide range of patients and disease types, consistently and efficiently. An improved workflow and automated quality assurance reporting instill confidence you and your staff can build upon, today and tomorrow.

A Proven Platform for **IMPROVING OUTCOMES**

The TomoTherapy® H™ Series is the latest innovation from Accuray, designed to help clinicians deliver on the promise of image-guided, intensity-modulated radiation therapy (IG-IMRT). Now, it is easier for radiation oncology departments of all sizes to reduce margins, spare more normal tissue and improve treatment quality for all patients.



ADVANCED Solutions and Service

The TomoTherapy® H™ Series offers the following unique capabilities:

- Helical delivery of radiation with dose tightly conformed to the target
- A fast, interactive approach to treatment planning, supporting development of the best plan possible to meet each patient's needs
- Integrated, efficient image guidance for use before every treatment, every day
- An easy way to check and trend the functioning of system components using a set of automated quality assurance procedures

With the new Diamond Choice Service Agreement, you can seamlessly keep your system state-of-the-art with future upgrades included in your service agreement. Accuray service gives you peace of mind with a 98 percent uptime guarantee. Accuray's excellence in customer support has been recognized with the NorthFace ScoreBoard AwardSM from Omega Management Corp. for two consecutive years.



INTUITIVE INTEGRATION for Ease of Use

The TomoTherapy® H™ Series uses a workflow-based user interface to improve efficiency and enhance usability, simplifying even the most challenging cases. All aspects of treatment, from patient setup to imaging and delivery, are managed by intuitive, integrated software, safely guiding operators through the process. Treatments can be delivered and completed with the confidence that comes from knowing all components of the system are working in harmony, allowing you to increase throughput and treat more patients.



Treat more patients, expand your practice.

The TomoTherapy H Series includes clinical capabilities not possible with other treatment systems. The fast, flexible treatment planning for each individual patient and rapid daily MVCT image guidance ensures patients are treated precisely. With the TomoTherapy H Series you can focus on what is important — your patients.

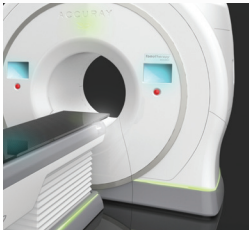
Improve the all-around patient experience.

Designed to increase patient comfort, the TomoTherapy H Series systems offer:

- Soothing environmental elements
- Easy and efficient treatment sessions
- Uniquely customized treatments

TomoTherapy® H™ Series Configurations

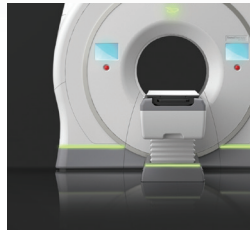
VERSATILE, EFFICIENT AND EFFECTIVE



Tomotherapy HDA™ System

The ultimate versatility in treatment delivery with highly effective and efficient patient treatments, and fast concurrent treatment planning

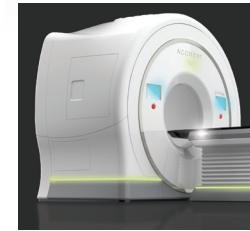
- TomoHelical™ Mode
- TomoDirect™ Mode
- 1, 2.5 and 5 cm Jaw Sizes
- High Performance VoLO™ Planning
- Integrated MVCT Imaging
- OIS Interface (to Aria or MOSAIQ)
- Remote Software Solutions
- Planned Adaptive™ Software
- TomoEDGE™ Dynamic Jaws
- TomoTherapy® Quality Assurance (TQA™)
Total Package



Tomotherapy HD™ System

The full spectrum solution for any radiation oncology center, providing high quality treatments to every patient for any clinical indication requiring radiation therapy

- TomoHelical Mode
- TomoDirect Mode
- 1, 2.5 and 5 cm Jaw Sizes
- Standard VoLO Planning
- Integrated MVCT Imaging
- OIS Interface (to Aria or MOSAIQ)
- Remote Software Solutions



Tomotherapy H™ System

The gold standard for rotational IMRT treatment delivery, providing streamlined daily image guidance and ultrafast binary MLC modulation to deliver excellent target homogeneity and normal tissue sparing

- TomoHelical Mode
- 1, 2.5 and 5 cm Jaw Sizes
- CPU Optimizer
- Integrated MVCT Imaging

TomoTherapy®

VERSATILE, EFFICIENT AND EFFECTIVE



UNITED STATES

Accuray Corporate Headquarters

1310 Chesapeake Terrace
Sunnyvale, CA 94089
USA
Tel: +1.408.716.4600
Toll Free: 1.888.522.3740
Fax: +1.408.716.4601
Email: sales@accuray.com

Accuray Incorporated

1240 Deming Way
Madison, WI 53717
USA
Tel: +1.608.824.2800
Fax: +1.608.824.2996

ASIA

Accuray Japan K.K.

Shin Otemachi Building 7F
2-2-1 Otemachi, Chiyoda-ku
Tokyo 100-0004
Japan
Tel: +81.3.6265.1526
Fax: +81.3.3272.6166

Accuray Asia Ltd.

Units 910-11, Ocean Centre
Harbour City
5 Canton Road, T.S.T
Hong Kong
Tel : +852.2247.8688
Fax : +852.2175.5799

Accuray Accelerator Technology (Chengdu) Co., Ltd.

No. 8, Kexin Road
Hi-Tech Zone (West Area)
Chengdu
611731 Sichuan
China

EUROPE

Accuray International Sarl

Route de la Longeraie 9 (3rd floor)
CH - 1110 Morges
Switzerland
Tel: +41.21.545.9500
Fax: +41.21.545.9501